



Quick Guide to the 2023 BUDGET

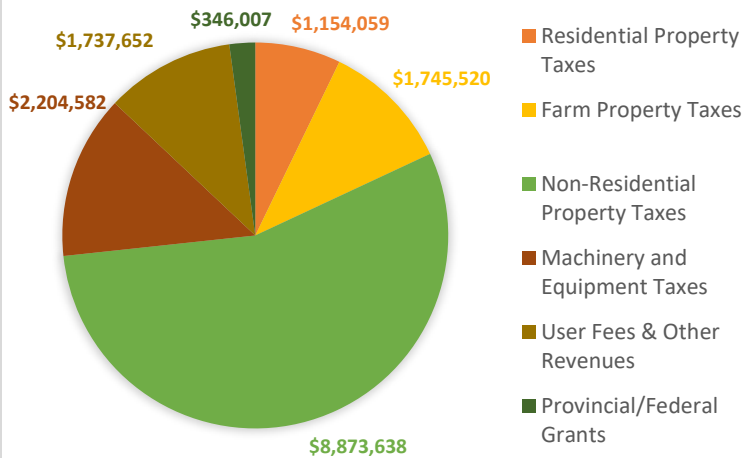
Comparison of Total Tax Rates from 2022 to 2023

ASSESSMENT CLASS	2022 TAX RATE	2023 TAX RATE	% INCREASE (DECREASE)
Class 1 - Residential	8.5590	8.3987	(1.9%)
Class 2 - Non Residential: (Commercial and Linear Properties)	24.6520	24.8671	0.9%
Class 3 - Farmland	17.1313	17.1424	0.1%
Class 4 – Machinery & Equipment	20.8946	21.2843	1.9%

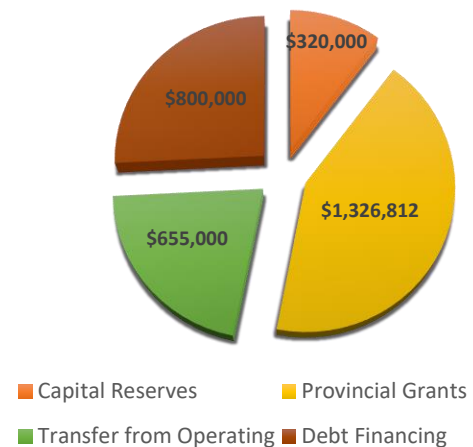
TOTAL REQUISITIONS/PAYMENTS TO PROVINCIAL OR REGIONAL AUTHORITIES:

Policing Requisition *NEW*	\$ 114,506.00	Alberta School Foundation	\$1,836,071.00
Drumheller Seniors Fdn.	\$ 411,731.00	Separate School Board	\$ 16,624.00
Designated Industrial Property	\$ 32,924.00	Marigold Library Board	\$ 22,048.00
Drumheller and District Solid Waste Management Association			\$ 95,286.00

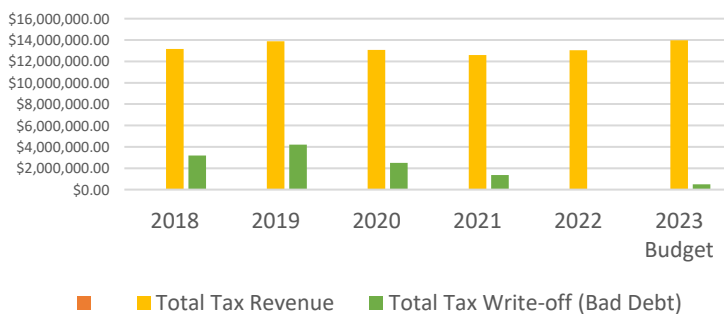
Where the County's 2023 Operating Revenue Comes From



Where The County's 2023 Capital Funding Comes From



Tax Write-offs 2018-2023



Want More Information?

On the next page you'll see a breakdown of how residential and farmland municipal property taxes are spent on County operations in 2023.

Continued >>

How Your 2023 Tax Dollars Are Spent On County Operations (Non-capital expenses)

For every \$1,000 Starland County levies in **residential and farmland municipal** taxes, here is how much is spent by the County to support the various operational programs and services they provide for their residents.



ROAD MAINTENANCE
\$353.57



SNOW REMOVAL
\$33.61



FIRE & EMERGENCY MGMT
\$26.17



BYLAW ENFORCEMENT
\$11.99



PARKS AND RECREATION
\$32.91



SOLID WASTE & RECYCLING
\$22.21



AGRICULTURE SERVICES
\$48.45



FAMILY & COMMUNITY SUPPORT SERVICES
\$15.45



CEMETERY SERVICES
\$13.33




UTILITY SERVICES
\$130.75



PROPERTY ASSESSMENT
\$16.85



PLANNING & DEVELOPMENT
\$16.04



DONATIONS/GRANTS TO LOCAL ORGANIZATIONS
\$25.33



GOVERNANCE
\$49.89



PROFESSIONAL SERVICES
\$16.67



FLEET MAINTENANCE
\$186.78



