



Quick Guide to the 2024 BUDGET

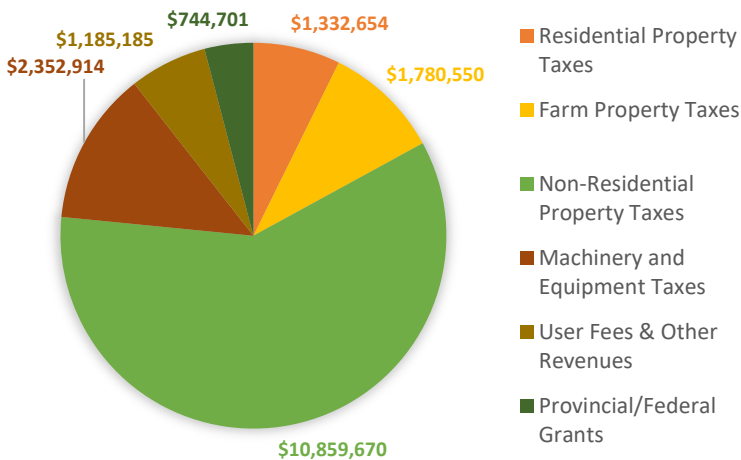
Comparison of Total Tax Rates from 2023 to 2024

| ASSESSMENT CLASS | 2023 TAX RATE | 2024 TAX RATE | % INCREASE (DECREASE) |
|--|---------------|---------------|-----------------------|
| Class 1 - Residential | 8.3987 | 8.5932 | 2.46% |
| Class 2 - Non Residential: (Commercial and Linear Properties) | 24.8671 | 24.4314 | (1.75%) |
| Class 3 - Farmland | 17.1424 | 17.5118 | 2.15% |
| Class 4 – Machinery & Equipment | 21.2843 | 21.7131 | 2.01% |

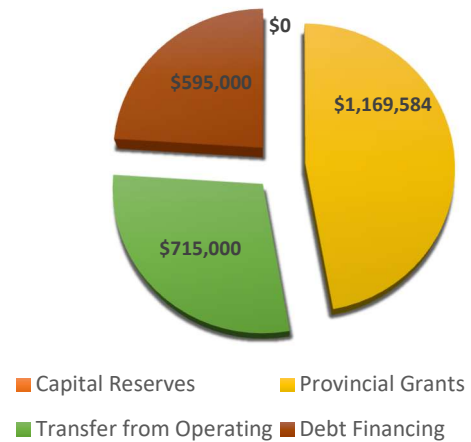
TOTAL REQUISITIONS/PAYMENTS TO PROVINCIAL OR REGIONAL AUTHORITIES:

| | | | |
|--|---------------|---------------------------|----------------|
| Police Funding Model | \$ 164,965.00 | Alberta School Foundation | \$1,954,596.00 |
| Drumheller Seniors Fdn. | \$ 516,750.00 | Separate School Board | \$ 17,882.00 |
| Designated Industrial Property | \$ 44,554.00 | Marigold Library Board | \$ 19,958.00 |
| Drumheller and District Solid Waste Management Association | | | \$ 103,766.00 |

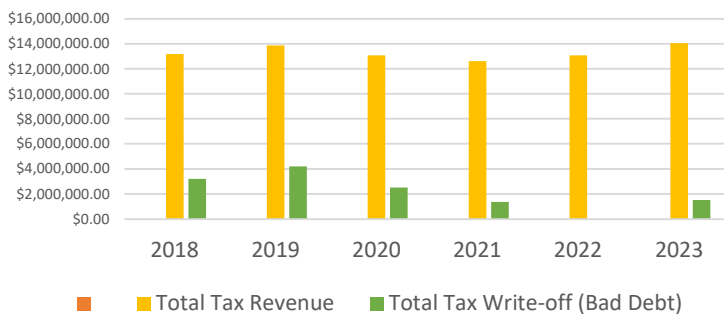
Where the County's 2024 Operating Revenue Comes From



Where The County's 2024 Capital Funding Comes From



Tax Write-offs 2018-2023



Want More Information?

On the next page you'll see a breakdown of how residential and farmland municipal property taxes are spent on County operations in 2024.

Continued >>

How Your 2024 Tax Dollars Are Spent On County Operations (Non-capital expenses)

For every \$1,000 Starland County levies in **residential and farmland municipal** taxes, here is how much is spent by the County to support the various operational programs and services they provide for their residents. (↑or↓ from 2023 budget)



ROAD MAINTENANCE
\$324.38 (↓\$29.19)



SNOW REMOVAL
\$32.53 (↓\$1.08)



FIRE & EMERGENCY MGMT
\$42.93 (↑\$16.76)



BYLAW ENFORCEMENT
\$15.95 (↑\$3.96)



PARKS AND RECREATION
\$32.46 (↓\$0.45)



SOLID WASTE & RECYCLING
\$24.65 (↑2.44)



AGRICULTURE SERVICES
\$45.11 (↓\$3.34)



FAMILY & COMMUNITY SUPPORT SERVICES
\$14.44 (↓\$1.01)



CEMETERY SERVICES
\$18.34 (↑\$5.01)




UTILITY SERVICES
\$132.88 (↑\$2.13)



PROPERTY ASSESSMENT
\$18.38 (↑\$1.53)



PLANNING & DEVELOPMENT
\$20.28 (↑\$4.24)



DONATIONS/GRANTS TO LOCAL ORGANIZATIONS
\$17.17 (↓\$8.16)



GOVERNANCE
\$54.50 (↑\$4.61)



PROFESSIONAL SERVICES
\$20.91 (↑\$4.24)



FLEET MAINTENANCE
\$185.09 (↓\$1.69)

