



## Quick Guide to the 2025 BUDGET

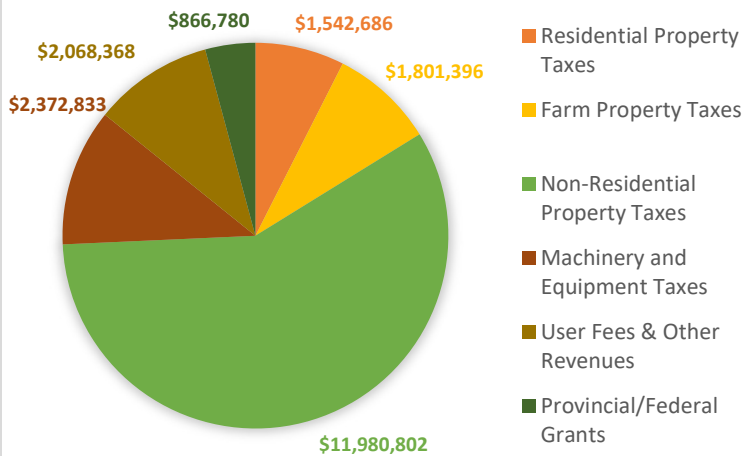
Comparison of Total Tax Rates from 2024 to 2025 (2025 includes \*NEW\* Policing tax code).

ASSESSMENT CLASS	2024 TAX RATE	2025 TAX RATE	% INCREASE (DECREASE)
Class 1 - Residential	8.5932	8.8025	2.44%
Class 2 - Non Residential: (Commercial and Linear Properties)	24.4314	27.0246	10.61%
Class 3 - Farmland	17.5118	17.7211	1.12%
Class 4 – Machinery & Equipment	21.7131	21.8701	0.72%

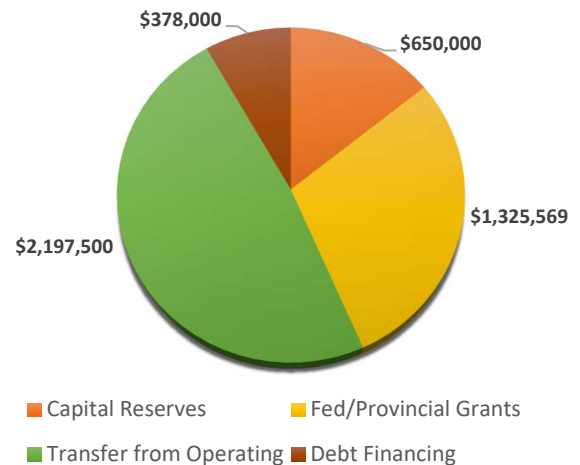
### TOTAL REQUISITIONS/PAYMENTS TO PROVINCIAL OR REGIONAL AUTHORITIES:

Police *NEW TAX CODE*	\$ 162,906.00	Alberta School Foundation	\$2,160,532.00
Drumheller Seniors Fdn.	\$ 560,196.00	Separate School Board	\$ 21,017.00
Designated Industrial Property	\$ 45,370.00	Marigold Library Board	\$ 20,359.00
Drumheller and District Solid Waste Management Association			\$ 96,227.00

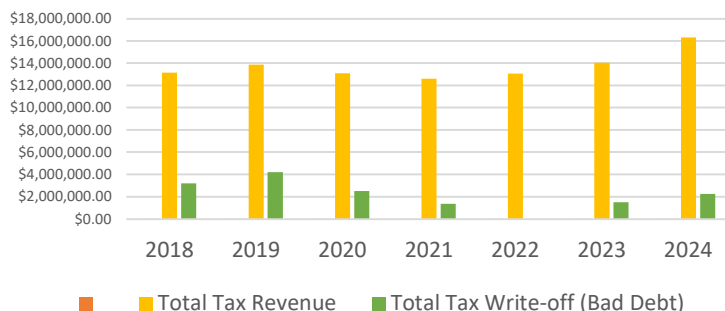
### Where the County's 2025 Operating Revenue Comes From



### Where The County's 2025 Capital Funding Comes From



### Tax Write-offs 2018-2024



### Want More Information?

On the next page you'll see a breakdown of how residential and farmland municipal property taxes are spent on County operations in 2025.

Continued >>

## How Your 2025 Tax Dollars Are Spent On County Operations (Non-capital expenses)

For every \$1,000 Starland County levies in **residential and farmland municipal** taxes, here is how much is spent by the County to support the various operational programs and services they provide for their residents. (↑or↓ from 2024 budget)



**ROAD MAINTENANCE**  
\$272.07 (↓\$52.31)



**SNOW REMOVAL**  
\$32.14 (↓\$0.39)



**FIRE & EMERGENCY MGMT**  
\$81.87 (↑\$38.94)



**BYLAW ENFORCEMENT**  
\$13.01 (↓\$2.94)



**PARKS AND RECREATION**  
\$44.79 (↑\$12.33)



**SOLID WASTE & RECYCLING**  
\$21.95 (↓2.70)



**AGRICULTURE SERVICES**  
\$52.45 (↑\$7.34)



**FAMILY & COMMUNITY  
SUPPORT SERVICES**  
\$14.36 (↓\$0.08)



**CEMETERY SERVICES**  
\$14.66 (↓\$3.68)




**UTILITY SERVICES**  
\$140.63 (↑\$7.75)



**PROPERTY ASSESSMENT**  
\$16.99 (↓\$1.39)



**PLANNING & DEVELOPMENT**  
\$20.49 (↑\$0.21)



**DONATIONS/GRANTS TO  
LOCAL ORGANIZATIONS**  
\$16.56 (↓\$0.61)



**GOVERNANCE**  
\$51.29 (↓\$3.21)



**PROFESSIONAL SERVICES**  
\$40.79 (↑\$19.88)



**FLEET MAINTENANCE**  
\$165.95 (↓\$19.14)

